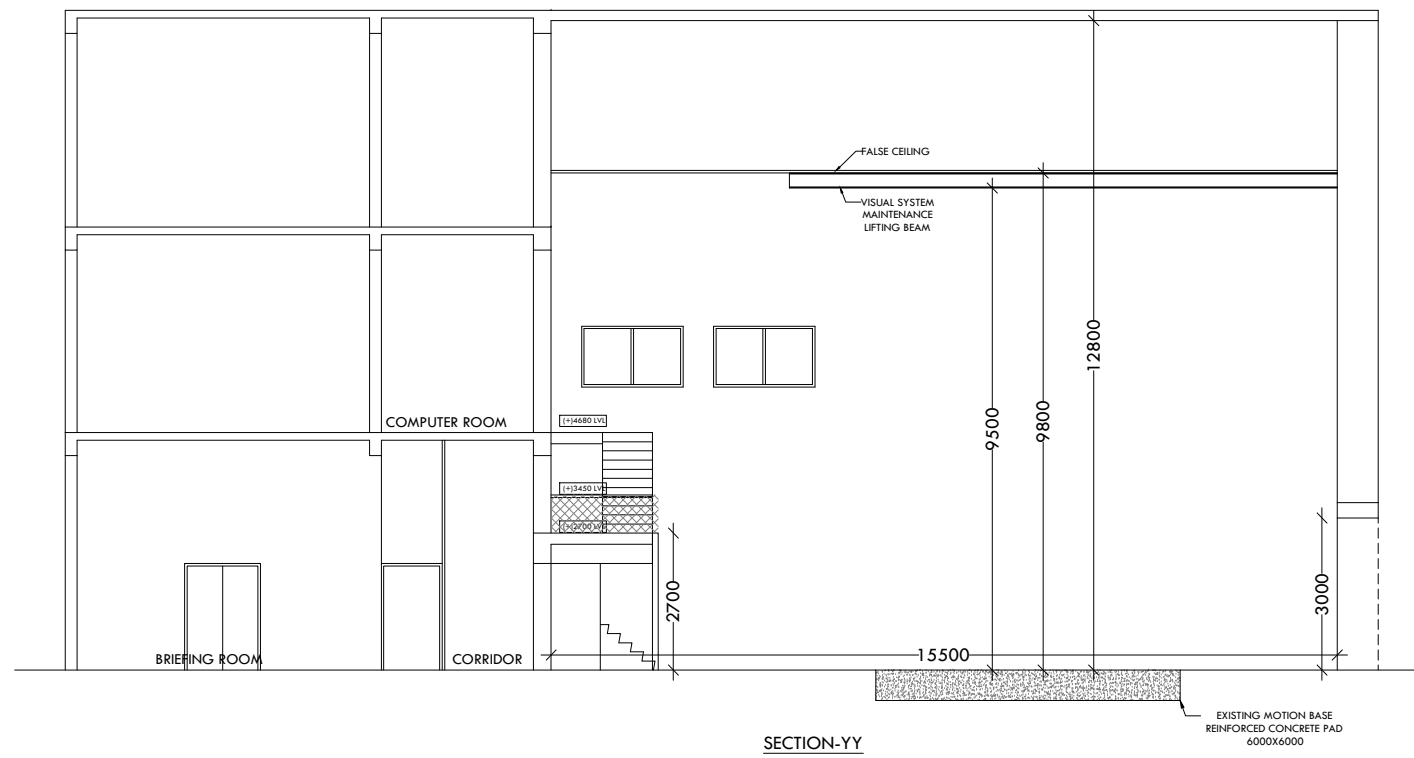


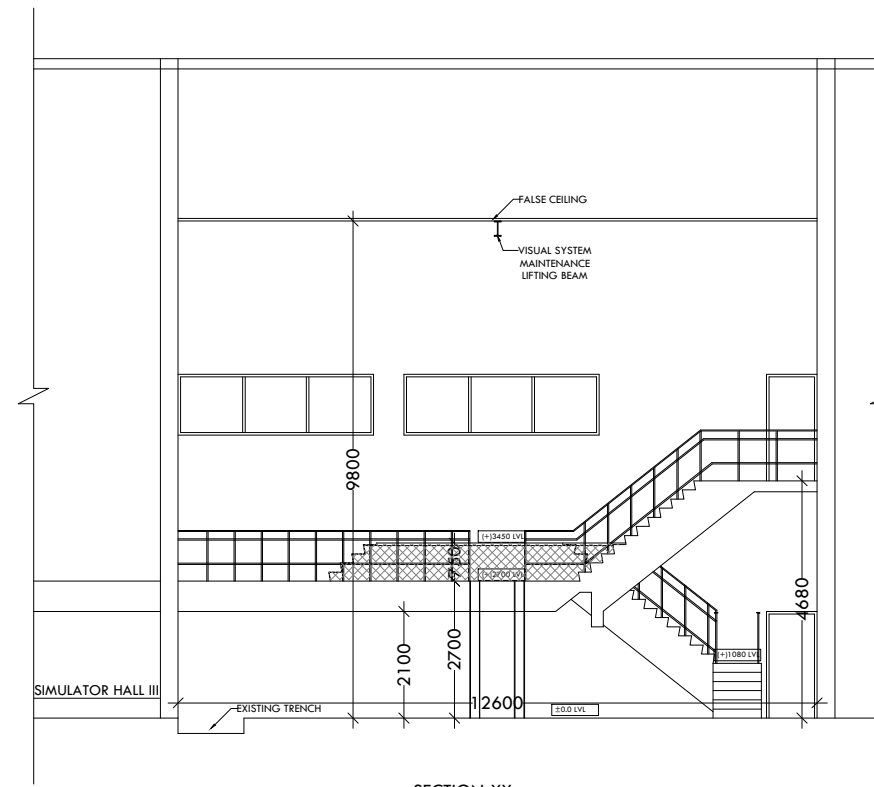
M/S MURTY & MANYAM HAS COPYRIGHT OF THE DRAWING
NO REPRODUCTION OF THE DRAWING WITHOUT PERMISSION
OF THE ORGANISATION IS ALLOWED

- SCOPE OF WORK:**
1. DISMANTLING THE EXISTING R.C.C. FOUNDATION AND MACHINE FOUNDATION TO BE LAID.
 2. EXISTING PLATFORM TO BE RAISED WITH M.S. STRUCTURE.
 3. MAIN DOOR SIZE TO BE REDUCED BY CONSTRUCTING BRICK WORK WITH PLASTER

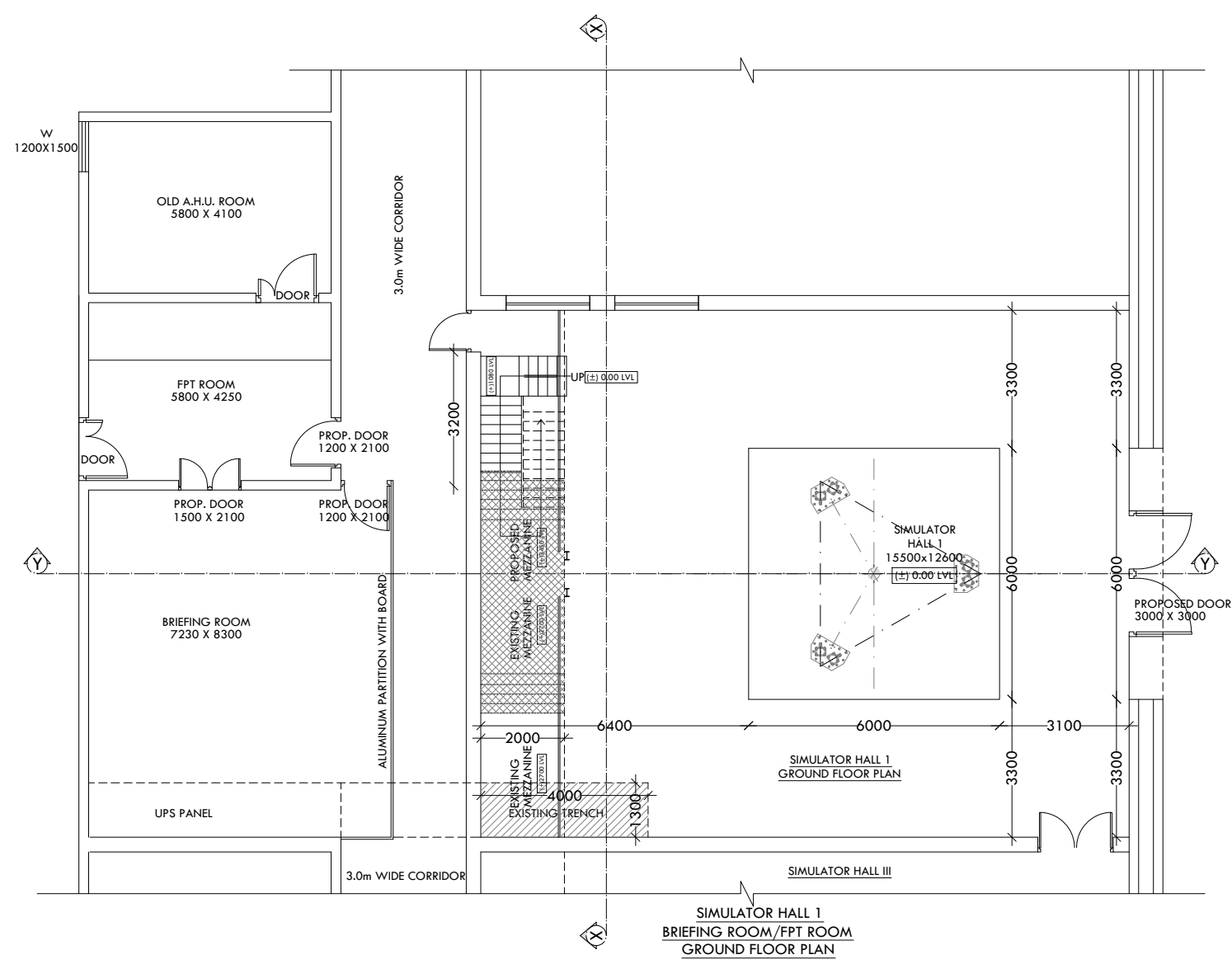
FPT & BRIEFING ROOM
600 x 600mm VITRIFIED TILES, FALSE CEILING
WITH NEW ELECTRICAL FITTINGS & A.C. WORK
WALLS PAINTING WITH LUPPAM.



SECTION-YY



SECTION-XX



SIMULATOR HALL 1
BRIEFING ROOM/FPT ROOM
GROUND FLOOR PLAN

FOR TENDER

NOTES

1. All dimensions are in mm unless otherwise specified
2. Do not Scale the Drawings
3. Written Dimensions to be Followed

CLIENT
CENTRAL TRAINING ESTABLISHMENT
AIR INDIA LTD,
Hyderabad-500011
India

MURTY & MANYAM
ARCHITECTS & ENGINEERS
859, Banjara Avenue, Hyderabad -04 Tel: 23318020
Fax: 23374059 E-mail: murtyandmanyam@gmail.com

SUBJECT: MODIFICATION OF EXISTING A-320 SIMULATOR 1 BUILDING
DRAWING: TO ACCOMMODATE ATR 72-212 SIMULATOR @ CTE FERROZGUDA,
HYDERABAD.

Drawing No	MM/AI/SH1/A	01	Dealt	G.Sravan
Scale	1:100	Approved		
Date	03-04-2017	Qty Chkd		

REV. NO	DATE	REVISION	APPROVED
1			